MIWUKI REPORT ON PET ADOPTION IN SPAIN

2022

Pet adoption on Miwuki, in data

Annual report produced in 2026 · 2022 data



Data version 2026.10.22-r1 · data cut-off 22 October 2026 · miwuki.com/en/adoption-report/2022/

About this report

Report	Miwuki Report on Pet Adoption in Spain
Edition	Annual report produced in 2026 · 2022 data
Period analysed	1 January 2022 – 31 December 2022
Data cut-off	22 October 2026
Data version	2026.10.22-r1
Publication	24 October 2026
Scope	Animal cases listed on Miwuki with country Spain. Not a national statistic.
Source	Miwuki platform database, extracted on the cut-off date; processed without contact details or credentials and published in aggregated form only.
Produced by	Miwuki · miwuki.com

How to cite

Miwuki. Miwuki Report on Pet Adoption in Spain. 2022 data (data version 2026.10.22-r1; data cut-off 22 October 2026). https://miwuki.com/en/adoption-report/2022/

Licence and reuse

The published figures, reports and infographics are licensed under CC BY 4.0 (Creative Commons Attribution): you may reuse them for any purpose, including commercial use, crediting the source, the data version and the cut-off date. The Miwuki logo and the illustrations are not covered by the licence.

Contents

01 Key findings

02 The animals

03 Why do they need a new home?

04 Who wants to adopt

05 Outcomes

06 Through the year and what to do

07 About these data

2022 in 60 seconds

12,285
listed cases
2.2% more than in 2021

7,582
recorded adoptions
3.3% fewer than in 2021

22 days
to adoption (median, shelter dogs)

36.5%
of cases are cats
5.3 percentage points lower than in 2021



Out of every 100 listed cases

- **61** dogs (61.3%)
- **37** cats (36.5%)
- **2** other species (2.2%)

Key findings

1. Cases listed in 2022 → **H-2022-01**
2. Dogs and cats in 2022 → **H-2022-02**
3. Shelters and private individuals → **H-2022-03**
4. Recorded adoptions → **H-2022-05**
5. Housing: what is chosen from the list → **H-2022-25**

How to read this report. It describes the activity recorded on Miwuki in Spain, not abandonment or adoption across Spain. “Association” does not imply causation. Partial periods and percentages with a small base are marked.

01

Key findings

The year's main conclusions, each with its figure and its limitation.

FINDING H-2022-01 · Descriptive

Cases listed in 2022

In 2022, **12,285** animal cases were listed for adoption on Miwuki in Spain, 2.2% more than in 2021: **7,531** dogs, **4,484** cats and **270** of other species.

Indicator IND-01: Listed cases · Source: Miwuki Report on Pet Adoption in Spain · data version 2026.10.22-r1 · data cut-off 22 October 2026

Limitation. It measures cases listed on Miwuki, not abandonment or shelter intakes across Spain.

FINDING H-2022-02 · Descriptive

Dogs and cats in 2022

In 2022, cats made up **36.5%** of the cases listed on Miwuki in Spain, 5.3 percentage points lower than in 2021; dogs made up **61.3%**.

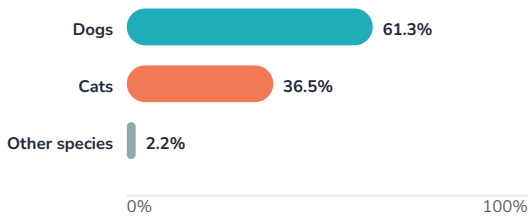

Base (cases): 12,285

Indicator IND-02: Listed cases by species · Source: Miwuki Report on Pet Adoption in Spain · data version 2026.10.22-r1 · data cut-off 22 October 2026

Limitation. It describes the make-up of the cases listed on Miwuki; it does not show how many dogs or cats are looking for a home across Spain.

FINDING H-2022-03 · Descriptive

Shelters and private individuals

In 2022, **39.7%** of the cases listed on Miwuki in Spain were listed by private individuals looking for a new home for their animal, and **60.3%** by shelters and other organisations.

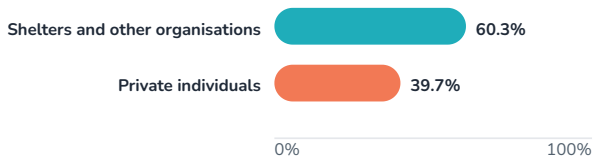

Base (cases): 12,285

Indicator IND-03: Listed cases by type of publisher · Source: Miwuki Report on Pet Adoption in Spain · data version 2026.10.22-r1 · data cut-off 22 October 2026

Limitation. Private individuals have been listing animals on Miwuki since December 2018. “Shelters and other organisations” includes shelters, associations, rescuers, feral cat colonies and public administrations.

FINDING H-2022-05 · Descriptive

Recorded adoptions

In 2022, **7,582** adoptions of animals listed in Spain were recorded on Miwuki, corresponding to **7,404** distinct cases, 3.3% fewer than in 2021 in number of adoptions.

7,582

adoptions recorded in 2022, 3.3% fewer than in 2021

Indicator IND-05: Recorded adoptions · Source: Miwuki Report on Pet Adoption in Spain · data version 2026.10.22-r1 · data cut-off 22 October 2026

Limitation. These are the adoptions that publishers record on the platform; some adoptions may not be recorded. A case may have more than one adoption if the animal is adopted more than once.

FINDING H-2022-25 · Descriptive

Housing: what is chosen from the list

In 2022, **3.5%** of the private individuals who listed on Miwuki chose “pets not allowed at home” as the reason for looking for a new home for their animal, and **14.9%** a change of address.

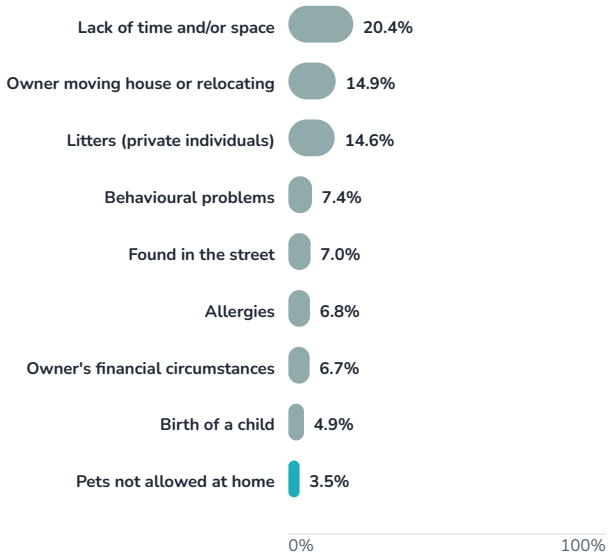

Base (cases): 4,872

Indicator IND-38: Reason chosen by private individuals · Source: Miwuki Report on Pet Adoption in Spain · data version 2026.10.22-r1 · data cut-off 22 October 2026

Limitation. It is the reason stated by the publisher, with a single option per case.

More findings for this year

H-2022-07 · **Descriptive**

Hard-to-place animals

In 2022, **9.6%** of the cases listed by shelters on Miwuki in Spain carried the “hard to place” flag, which is set by the publisher. On Miwuki only shelters use it.

Limitation: The flag is optional and each publisher may use it differently.

H-2022-08 · **Association, not causation**

Age and adoption

Among the dogs listed by shelters on Miwuki in Spain in 2022, **84.1%** of puppies had an adoption recorded within 180 days of listing, compared with **52.9%** of adults (31.2 percentage points lower).

Limitation: Descriptive association in shelter cases: it does not show that age is the cause. It only counts adoptions recorded on Miwuki.

H-2022-09 · **Association, not causation**

Hard to place

In 2022, **46.0%** of the dogs listed by shelters on Miwuki in Spain with the “hard to place” flag were adopted within 180 days, compared with **72.0%** of the rest (26.0 percentage points lower).

Limitation: Each shelter sets the flag voluntarily. It is an association, not a cause, and it only counts adoptions recorded on Miwuki.

H-2022-11 · **Association, not causation**

PPP dogs

Among the dogs listed by shelters on Miwuki in Spain in 2022, **52.9%** of those with the PPP flag had an adoption recorded within 180 days, compared with **70.5%** of the rest (17.6 percentage points lower).

Limitation: Descriptive association: the PPP flag tends to go with size and age, and adopting a PPP dog requires a licence. It only counts adoptions recorded on Miwuki.

H-2022-12 · **Association, not causation**

Age in years

Among the shelter dogs listed on Miwuki in Spain in 2022, **82.7%** of those under one year old, **51.8%** of those aged three to five and **54.7%** of those aged nine or older were adopted within 180 days.

Limitation: Age is calculated from the date of birth in the profile, which is often estimated. Association, not causation.

H-2022-13 · **Association, not causation**

Dogs with leishmaniasis

In 2022, **35.1%** of the dogs listed by shelters on Miwuki in Spain with the leishmaniasis flag were adopted within 180 days, compared with **70.1%** of the rest (35.0 percentage points lower).

Limitation: The flag is set by the publisher. Association, not causation.

H-2022-15 · **Descriptive**

The reason private individuals choose

In 2022, **20.4%** of the private individuals who listed on Miwuki chose “lack of time or space” as the reason for looking for a new home for their animal, and **14.9%** a change of address.

Limitation: One option per case, from the platform list. Private individuals only.

H-2022-16 · **Descriptive**

Microchip when listed

In 2022, according to the profile, **24.3%** of the cats listed by private individuals on Miwuki in Spain had a microchip, compared with **86.0%** of shelter cats.

Limitation: Stated by the publisher when creating the profile.

H-2022-19 · **Descriptive**

Days to adoption

Among the shelter dogs listed on Miwuki in Spain in 2022 and adopted within 180 days, half were adopted in under **15** days if they were puppies and in under **41** days if they were adults (26 days more).

Limitation: It only counts cases adopted within that period and adoptions recorded on Miwuki.

H-2022-20 · **Descriptive**

What people look for and what is available

In 2022, **69.5%** of those who filled in the “Perfect pet” form to adopt a dog ticked that they were looking for a small one (several sizes could be ticked); among the dogs listed on Miwuki in Spain that year, **20.7%** were small.

Limitation: Only people who fill in the form answer it and several sizes can be ticked; it does not represent everyone who adopts.

H-2022-23 · Descriptive

Christmas

At Christmas 2022 (from 15 December to 6 January), animal cases were listed on Miwuki in Spain at a rate 19.0% fewer per day than in the previous three weeks, and adoptions were recorded at a rate 14.8% fewer per day than in the previous three weeks.

Limitation: It describes the calendar, not its causes.

H-2022-26 · Association, not causation

Who waits longest

Among shelter dogs listed on Miwuki in Spain in 2022 and adopted within 180 days, half of those flagged as “hard to place” were adopted in under **43** days, compared with **15** days for puppies and **34** for PPP dogs.

Limitation: It only counts shelter dogs adopted within 180 days, and the flag is set by the publisher. It is an association, not a cause.

H-2022-28 · Descriptive

Budget and hours alone

In 2022, **57.4%** of the people who filled in the “Perfect pet” form to adopt a dog said they would spend “whatever is needed” each month, and **62.3%** that the dog would be alone for under four hours a day.

Limitation: It is what form respondents say, not what they do later, and only those who fill in the form answer.

H-2022-29 · Descriptive

Adopting in pairs

In 2022, **1.6%** of dogs and **3.6%** of cats listed on Miwuki in Spain had to be adopted together with another animal.

Limitation: The flag is set by the publisher. We do not know how many of these adoptions actually take place together.

H-2022-30 · Descriptive

Private owners rehome older animals

In 2022, **32.1%** of the dogs listed by private owners on Miwuki were under one year old, compared with **51.5%** of shelter dogs. Among cats, **57.8%** compared with **75.0%**.

Limitation: Age is calculated from the date of birth in the profile, which is often estimated.

H-2022-31 · Descriptive

More males among private owners' dogs

In 2022, **61.9%** of the dogs listed by private owners on Miwuki were male, compared with **55.3%** of shelter dogs.

Limitation: Stated by the publisher; we do not know why more males are rehomed.

H-2022-33 · Descriptive

Private owners' cases left open

Of the cases listed by private owners in 2022, **77.8%** were still “up for adoption” on the cut-off date and **19.0%** appeared as adopted; in shelters, **83.3%** appeared as adopted.

Limitation: Many private owners do not close the case: we do not know whether the animal was adopted outside Miwuki, stayed at home or was withdrawn, so their adoptions are not compared with those of shelters.

H-2022-34 · Descriptive

First dog, more hours alone

In 2022, **54.1%** of the people about to have their first dog said in “Perfect pet” that it would be alone for under four hours a day, compared with **64.3%** of those who had had a dog before.

Limitation: Only people who fill in “Perfect pet” answer it, and it is what they expect, not what happens later.

H-2022-35 · Descriptive

More space, bigger dogs

In 2022, **35.7%** of people living in a large home with a balcony, patio or terrace were looking for a large dog, compared with **16.1%** of those living in a small one without them.

Limitation: Only people who fill in “Perfect pet” answer it, and several sizes can be ticked.

H-2022-36 · Descriptive

Where shelter animals come from

In 2022, **13.3%** of the cases listed by shelters on Miwuki were recorded as “found in the street” and **63.1%** as “taken in by the shelter”.

Limitation: Stated by the publisher, and the list mixes origin and reason.

H-2022-37 · Descriptive

Adopted within their first six months

Of the dogs listed by shelters on Miwuki in 2022, **69.4%** had an adoption recorded within 180 days of listing; of the cats, **65.0%**.

Limitation: It only counts the adoptions that shelters record on Miwuki, and how much they record changes over the years: years are not compared.

What changes compared with 2021?

Cases listed in 2022: 2.2% more than in 2021

12,285
listed cases

7,582
recorded adoptions

We compare 2022 with 2021. When a change on the platform or an incomplete year prevents a comparison, we say so. Proportions are compared in percentage points.

- Listed cases: 2.2% more than in 2021.
- Cases from shelters and other organisations: 10.5% fewer than in 2021.
- Cases from private individuals: 30.3% more than in 2021.
- Recorded adoptions: 3.3% fewer than in 2021.

These differences describe what happened on the platform. On their own, they do not explain their causes.

02
The animals

What was listed: species, publisher, age, size, breed, profile and origin.

How many dogs and cats?

Cats: 5.3 percentage points lower than in 2021

7,531	4,484	36.5%
dogs listed	cats listed	of cases were cats

In 2022, **7,531** dogs and **4,484** cats were listed. Cats made up **36.5%** of cases, 5.3 percentage points lower than in 2021.

Who lists them?

7,413	4,872	39.7%
cases from shelters and other organisations	cases from private individuals	of cases were listed by private individuals

In 2022, **60.3%** of cases were listed by shelters and other organisations, and **39.7%** by private individuals who cannot keep their animal.

These are two different situations: an organisation that takes in animals and a family looking for a new home for its own. That is why we show the two groups separately.

How old and how big are they?

Among dogs listed in 2022, **3.1%** were seniors; among cats, **1.0%**. Puppies made up **34.9%** of dogs and kittens **56.9%** of cats.

From the date of birth in the profile, **42.5%** of dogs were under one year old when listed and **4.2%** were nine or older. Among cats, **70.5%** were under one year old.

By size, as stated by the publisher: **20.7%** of dogs were small, **53.1%** medium-sized and **24.2%** large. We do not analyse size for cats because, as recorded, it barely varies.

Age when listed: dogs and cats, 2022

Percentage of dogs and of cats listed that year. Age estimated by whoever listed the animal.

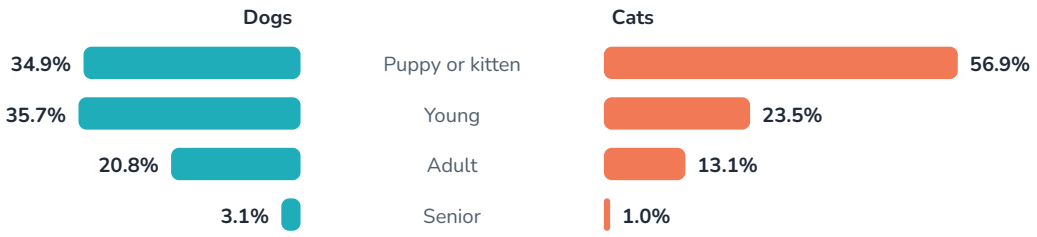

Indicator IND-12: Age group when listed · Source: Miwuki Report on Pet Adoption in Spain · data version 2026.10.22-r1 · data cut-off 22 October 2026

Age in years when listed: dogs and cats, 2022

From the date of birth in the profile.



Indicator IND-24: Age in years when listed · Source: Miwuki Report on Pet Adoption in Spain · data version 2026.10.22-r1 · data cut-off 22 October 2026

Which breeds are listed?

6.9% of listed dogs carried the potentially dangerous dog (PPP) flag, which requires the adopter to hold a licence.

Breed was not mandatory in the profile until June 2023, so we do not analyse it for 2022.



Health, temperament and identification

88.3%
of shelter dogs, microchipped

86.0%
of shelter cats, microchipped

60.2%
of shelter dogs, neutered

1.4%
of dogs flagged with leishmania

54.1%
of dogs get on well with children

Flags set by the publisher.

According to the profile, when listed, **88.3%** of shelter dogs and **86.0%** of shelter cats had a microchip; among those from private individuals, **79.8%** of dogs and **24.3%** of cats. **60.2%** of shelter dogs and **64.5%** of shelter cats were sterilised.

1.4% of dogs were flagged with leishmaniasis. Among cats, **1.4%** were flagged with feline immunodeficiency and **0.9%** with feline leukaemia.

According to publishers, **54.1%** of dogs get on with children, **27.3%** get on with cats and **13.0%** are shy. **1.6%** of dogs and **3.6%** of cats had to be adopted together with another animal.

Temperament and compatibility in the profile: dogs and cats, 2022

Percentage of dogs and of cats listed with each flag. Flags are set by the publisher.



Indicator IND-32: Temperament and compatibility in the profile · Source: Miwuki Report on Pet Adoption in Spain · data version 2026.10.22-r1 · data cut-off 22 October 2026

These flags are set by the publisher.

Where do shelter animals come from?

63.1%
recorded as “taken in by the shelter”

13.3%
recorded as “found in the street”

11.6%
recorded as an unwanted litter

Stated by the publisher; the list mixes origin and reason.

When listing, shelters state where the animal comes from. In 2022, **63.1%** of their cases were recorded as “taken in by the shelter”, **13.3%** as “found in the street” and **11.6%** as an unwanted litter. It is stated by the publisher and the list mixes origin and reason.

Origin of shelter animals, 2022

Percentage of cases listed by shelters and other organisations, by the origin they state when listing.

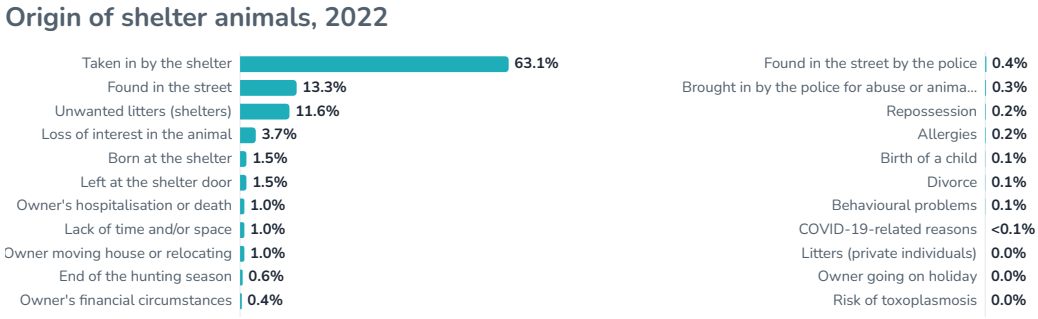

Indicator IND-14: Origin of shelter animals · Source: Miwuki Report on Pet Adoption in Spain · data version 2026.10.22-r1 · data cut-off 22 October 2026

Where were cases listed?

Breakdown by province of the cases listed in 2022. It describes activity on Miwuki, not the incidence of abandonment. Provinces with few cases change a lot from one year to the next.

Listed cases by province, 2022

Activity on Miwuki, not the incidence of abandonment. The 15 provinces with the most cases and the rest together; the full list is on the website.

Listed cases by province, 2022

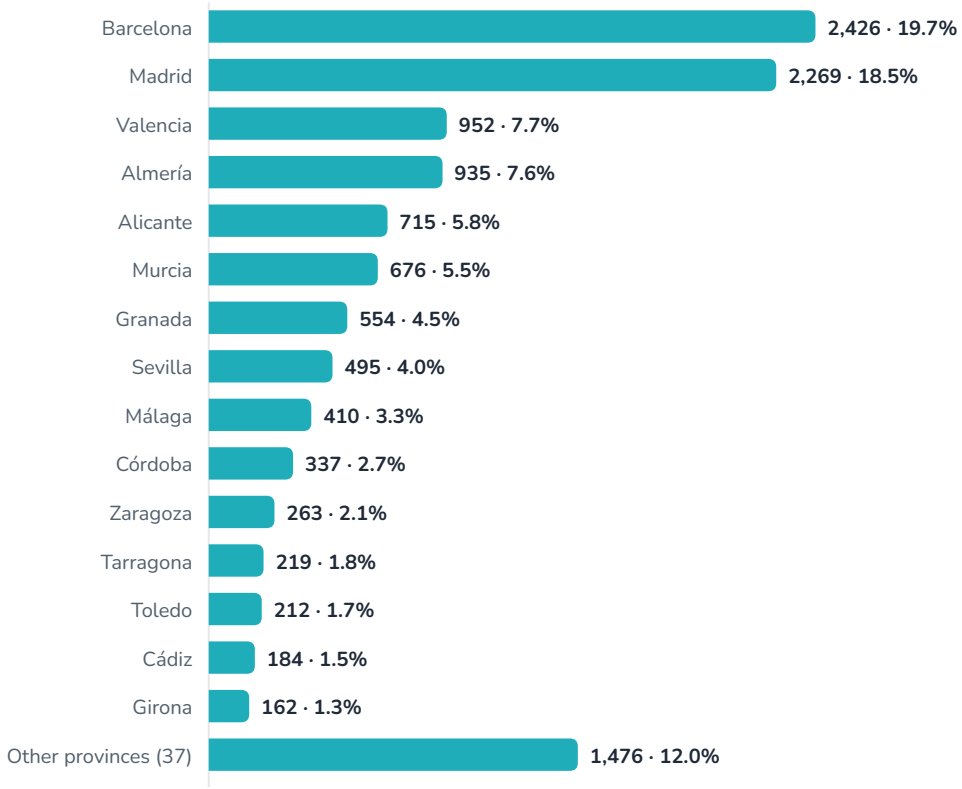

Indicator IND-16: Cases listed by province · Source: Miwuki Report on Pet Adoption in Spain · data version 2026.10.22-r1 · data cut-off 22 October 2026

03

Why do they need a new home?

The reasons private individuals give and how much housing weighs.

What reasons do private individuals give?

20.4%
chose “lack of time or space”

14.9%
chose a change of address

6.8%
chose allergies

Stated by the publisher.

When listing, the private individual chooses a reason from a list. In 2022, **20.4%** chose “lack of time or space”, **14.9%** a change of address, **6.8%** allergies, **14.6%** a litter and **4.9%** the birth of a child.

Reason chosen by private individuals, 2022

One option per case, from the platform list.

Reason chosen by private individuals, 2022

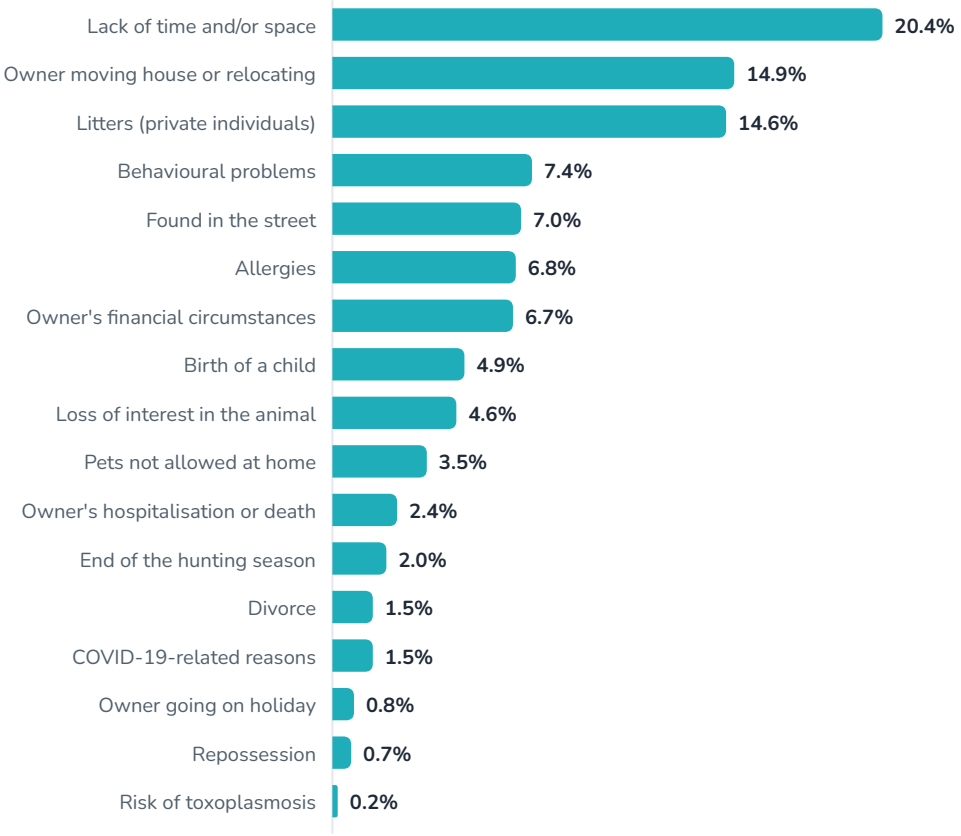

Indicator IND-38: Reason chosen by private individuals · Source: Miwuki Report on Pet Adoption in Spain · data version 2026.10.22-r1 · data cut-off 22 October 2026

Housing and pets

What private individuals say about their home

3.5% chose “pets not allowed” from the list

14.9%
chose a change of address from the list

It is the reason stated by the publisher.

From the platform list, **3.5%** chose “pets not allowed at home” and **14.9%** a change of address.

It is the reason stated by the publisher: it does not measure how many people give up adopting because of housing or how many animals are abandoned because of it.

04

Who wants to adopt

Requests and what people who want to adopt are looking for.

How much interest do they attract?

In 2022 the platform did not yet record adoption requests with their date: they exist from June 2023.



What are people who want to adopt looking for?

41.1%
live in a large home with a balcony, patio or terrace

42.1%
already have another dog, a cat or another pet

24.6%
have young children at home

19.6%
are about to have their first dog

Only people who fill in "Perfect pet".

Among those who filled in the "Perfect pet" form in 2022 to adopt a dog, **41.1%** lived in a large home with a balcony, patio or terrace and **12.5%** in a small one without any of them. **42.1%** already had another dog, a cat or another pet at home, **24.6%** had young children and **10.2%** had moved house in the last two years. For **19.6%** it would be their first dog, and **62.3%** said the animal would be alone for less than four hours a day.

69.5% ticked that they were looking for a small dog, **58.4%** a medium-sized one and **26.3%** a large one (several sizes can be ticked). **35.7%** of those living in a large home with a balcony, patio or terrace were looking for a large one, compared with **16.1%** of those living in a small one without them.

Among dogs listed that year, **20.7%** were small and **24.2%** large: what people look for and what is available do not always match.

Size sought by people who want to adopt a dog, 2022

"Perfect pet" form. Several sizes can be ticked.

Size sought by people who want to adopt a dog, 2022 · Dogs

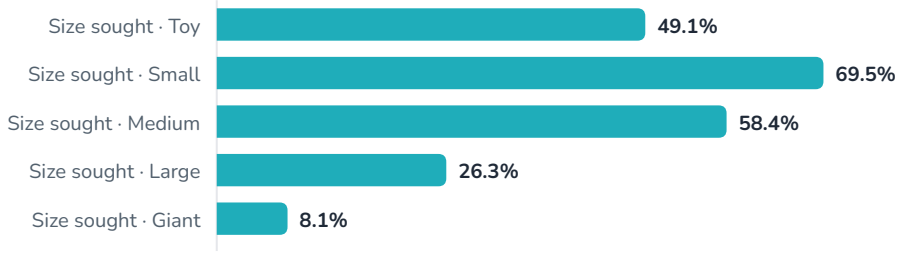

Indicator IND-33: What people who want to adopt are looking for · Source: Miwuki Report on Pet Adoption in Spain · data version 2026.10.22-r1 · data cut-off 22 October 2026

Where people who want to adopt a dog live, 2022

"Perfect pet" form: percentage of forms to adopt a dog.

Where people who want to adopt a dog live, 2022

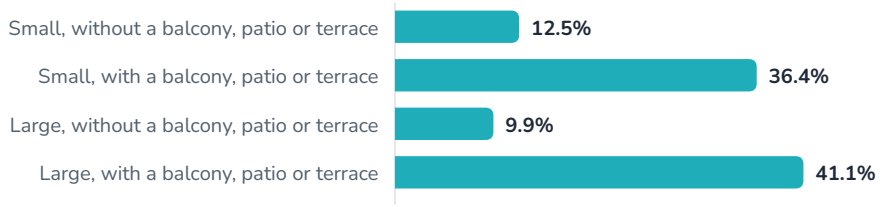

Indicator IND-33: What people who want to adopt are looking for · Source: Miwuki Report on Pet Adoption in Spain · data version 2026.10.22-r1 · data cut-off 22 October 2026

Only people who fill in the form answer it, so it does not represent everyone who adopts.

05

Outcomes

Recorded adoptions and returns, waiting times and the profiles that find it hardest.



How many adoptions and returns were recorded?

7,582
recorded adoptions

7,404
different cases adopted

57.8%
of 2022 cases, adopted at the cut-off date

Only adoptions recorded on Miwuki.

In 2022, **7,582** adoptions of animals listed in Spain were recorded, corresponding to **7,404** distinct cases. These are the adoptions that publishers record on Miwuki; some adoptions may not be recorded.

Of the cases listed in 2022, **57.8%** were marked as adopted on the cut-off date. These cases have had several years to find a family, so the percentage is not compared with other years.

Returns have been recorded regularly since June 2023, so we do not analyse them for 2022.

How long does it take to find a home?

43
days to adoption: hard-to-place dogs

15
days to adoption: puppies

41
median days until an adult dog is adopted

Platform data: they describe what happens, not its causes.

An adoption platform sees a part of the journey that other studies do not: how long each animal takes to find a family.

- **The wait.** Among shelter dogs listed in 2022 and adopted within 180 days, half of the puppies found a family in under **15** days and half of the adults in under **41**; half of the hard-to-place dogs, in under **43**.

They describe what happens on the platform, not its causes.

Which profiles find it hardest?

Who finds a home sooner?

84.1% of puppies adopted within 180 days

52.9%
of adult dogs

48.1%
of senior dogs

46.0%
of hard-to-place dogs

Association, not causation: adoptions recorded by shelters.

Among dogs listed by shelters in 2022, **84.1%** of puppies had a recorded adoption 180 days after listing, compared with **52.9%** of adults and **48.1%** of seniors. Among cats, **71.3%** of kittens compared with **50.8%** of adults.

By age in years, **51.8%** of dogs aged three to five and **54.7%** of those aged nine or older were adopted within 180 days. Among those adopted within that period, half of the dogs were adopted in under **22** days (puppies: **15**; adults: **41**).

With the “hard to place” flag, **46.0%** of dogs were adopted within 180 days, compared with **72.0%** of the rest. With the PPP flag, **52.9%**, compared with **70.5%**. With leishmaniasis, **35.1%**, compared with **70.1%**.

Among dogs that had to be adopted together with another animal, **100.0%** small base; among those described as independent, **50.5%**; and among those that get on with cats, **74.5%**. Among cats, independent ones: **51.9%**, compared with **65.6%** of the rest.

These are associations, not causes: the profile alone does not explain the difference, and we only count the adoptions that shelters record on Miwuki. We compare profiles within 2022, not 2022 with other years, because how much shelters record changes over time.

Adopted within 180 days by age in years (shelters, 2022)

Cases listed by shelters in 2022 with an adoption recorded within the following 180 days.

Adopted within 180 days by age in years (shelters, 2022) · Dogs

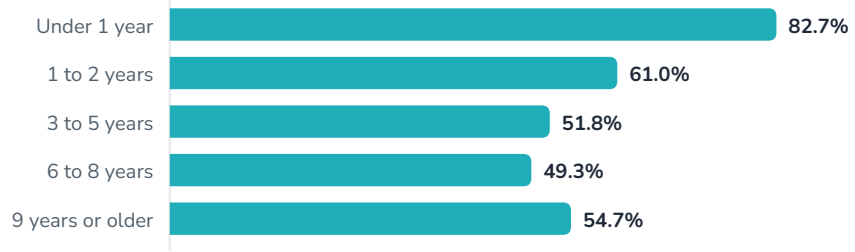

Adopted within 180 days by age in years (shelters, 2022) · Cats



Indicator IND-21: Adoption within the first days after listing · Source: Miwuki Report on Pet Adoption in Spain · data version 2026.10.22-r1 · data cut-off 22 October 2026

Adopted within 180 days: all dogs and some profiles (shelters, 2022)

Associations, not causes. Percentages based on fewer than thirty cases carry a “small base” warning.

Adopted within 180 days: all dogs and some profiles (shelters, 2022) · Dogs

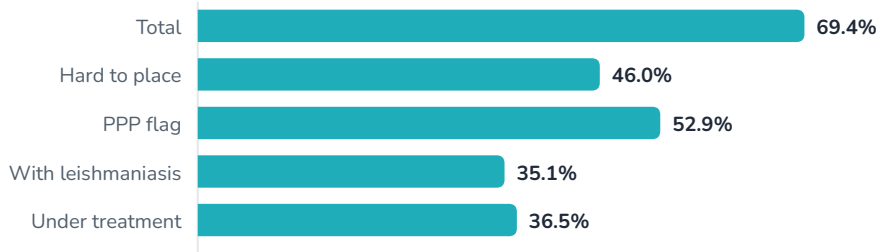

Indicator IND-21: Adoption within the first days after listing · Source: Miwuki Report on Pet Adoption in Spain · data version 2026.10.22-r1 · data cut-off 22 October 2026

06

Through the year and what to do

The year month by month and our recommendations.

Month by month

To compare months of different lengths, we show the daily average of each month.

- **Summer** (July and August): listed cases, 9.4% more per day than the rest of the year; recorded adoptions, 6.6% fewer per day than the rest of the year.
- **Christmas** (from 15 December 2022 to the following 6 January): listed cases, 19.0% fewer per day than in the previous three weeks; recorded adoptions, 14.8% fewer per day than in the previous three weeks.

Listed cases per day, by month

Daily average of each month.

	Jan	Feb	Mar	Apr	May	Jun	Jul	Aug	Sep	Oct	Nov	Dec
2021	23.5	24.3	25.3	30.8	32.0	41.9	43.0	38.3	39.4	35.1	35.6	25.9
2022	33.2	31.9	30.7	27.9	39.3	37.2	35.7	36.8	36.7	33.7	33.8	26.7

▼ Data table

Period	Value
2021	Jan 23.5 · Feb 24.3 · Mar 25.3 · Apr 30.8 · May 32.0 · Jun 41.9 · Jul 43.0 · Aug 38.3 · Sep 39.4 · Oct 35.1 · Nov 35.6 · Dec 25.9
2022	Jan 33.2 · Feb 31.9 · Mar 30.7 · Apr 27.9 · May 39.3 · Jun 37.2 · Jul 35.7 · Aug 36.8 · Sep 36.7 · Oct 33.7 · Nov 33.8 · Dec 26.7

Indicator IND-01: Listed cases · Source: Miwuki Report on Pet Adoption in Spain · data version 2026.10.22-r1 · data cut-off 22 October 2026

Recorded adoptions per day, by month

Daily average of each month, by adoption date.

	Jan	Feb	Mar	Apr	May	Jun	Jul	Aug	Sep	Oct	Nov	Dec
2021	25.8	27.0	25.2	19.6	19.5	17.3	20.5	19.0	23.2	21.0	21.4	18.7
2022	27.5	23.4	21.3	19.6	17.8	18.4	19.1	20.1	24.2	20.2	20.3	17.6

▼ Data table

Period	Value
2021	Jan 25.8 · Feb 27.0 · Mar 25.2 · Apr 19.6 · May 19.5 · Jun 17.3 · Jul 20.5 · Aug 19.0 · Sep 23.2 · Oct 21.0 · Nov 21.4 · Dec 18.7
2022	Jan 27.5 · Feb 23.4 · Mar 21.3 · Apr 19.6 · May 17.8 · Jun 18.4 · Jul 19.1 · Aug 20.1 · Sep 24.2 · Oct 20.2 · Nov 20.3 · Dec 17.6

Indicator IND-05: Recorded adoptions · Source: Miwuki Report on Pet Adoption in Spain · data version 2026.10.22-r1 · data cut-off 22 October 2026

Recommendations



- **For families:** give adults, seniors and animals flagged as hard to place a chance. Their temperament is already known and they are looking for a home too.
- **For publishers:** complete the profile and record adoptions and returns on Miwuki, including the reason. A complete profile is good practice; this report does not measure its effect.
- **For Miwuki:** document every change in the way data are recorded and keep this report's definitions so that years can be compared.

07

About these data

Technical summary, available data, what they do not allow us to conclude, citation and downloads.

Technical summary

Miwuki Report on Pet Adoption in Spain · 2022 data · produced in 2026 with data as of 22 October 2026 · publication date: 24 October 2026.

It reconstructs what happened on Miwuki in Spain in 2022 with the report's current definitions and the data available at the cut-off date. It only includes what the platform recorded that year: when a data item did not exist yet, we say so.

What data exist for 2022 and what changed

The way data are recorded did not change in 2022, so it can be compared with 2021.

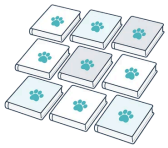

What can we not conclude yet?

These data describe what happens on Miwuki, but they do not answer everything.

What these data do not allow us to conclude

- **How many animals are abandoned in Spain.** Listing a case on Miwuki is not the same as an abandonment, and many organisations and families do not use the platform.
- **Why the figures change.** Fewer cases or fewer requests may be due to many factors, such as how many organisations use Miwuki or changes to the platform itself. We describe what happens, not its causes.
- **What share of requests ends in an adoption.** Requests and adoptions are counted separately and do not form a funnel.
- **Why some profiles are adopted sooner than others.** We show differences by age, size or the hard-to-place flag, but not their causes: photos, description, the organisation or the area also play a part.
- **Whether COVID-19 increased adoptions.** This is a hypothesis we are studying with controls; for now it is not a conclusion.
- **Who adopts.** Most recorded adoptions do not include data about the adopter.

- **Whether private owners' animals find a home sooner or later than shelter animals.** Most private owners do not record their animal's adoption on Miwuki, so their figure is a minimum.
- **Where there is more abandonment.** The breakdown by province reflects where Miwuki is used, not the incidence of abandonment, and the origin stated by shelters describes their cases, not the whole of Spain.
- **The size of dogs compared with years before June 2023,** because the way it is recorded changed.

Methodological annex

Definitions, coverage, recording changes and data protection: see the methodology page.

Downloads and citation

This year's PDF report and infographics are on the downloads page, with their citation format. The published figures, reports and infographics are licensed under CC BY 4.0 (Creative Commons Attribution): you may reuse them for any purpose, including commercial use, crediting the source, the data version and the cut-off date. The Miwuki logo and the illustrations are not covered by the licence.

The definition of each indicator, with its limitations, is in the indicator dictionary of the methodology: **miwuki.com/en/adoption-report/methodology/**

See the report online: charts, methodology and downloads

Scan the code or go to

miwuki.com/en/adoption-report/2022/

The published figures, reports and infographics are licensed under CC BY 4.0 (Creative Commons Attribution): you may reuse them for any purpose, including commercial use, crediting the source, the data version and the cut-off date. The Miwuki logo and the illustrations are not covered by the licence.
Data version 2026.10.22-r1 · data cut-off 22 October 2026 · Miwuki · miwuki.com